




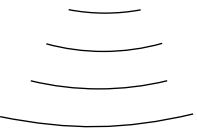
### #1 Chisels Single Bevel

3/8"(9mm)	RG316
1/2"(12mm)	RG505
1"(25mm)	RG205



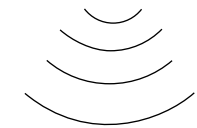
### #3 Sweeps

3/8"(9mm)	RG305
5/8"(16mm)	RG400
3/4"(19mm)	RG300
1"(25mm)	RG200



### #5 Sweeps

5/16"(8mm)	RG306
9/16"(14mm)	RG401
5/8"(16mm)	RG301
7/8"(22mm)	RG201



### #8 Sweeps

3/8"(10mm)	RG402
1/2"(12mm)	RG302



### #11 Sweeps

1/8"(3mm)	RG309
-----------	-------



### Parting Tools

90°	
11/16" (18mm)	RG203
70°	
1/4"(6mm)	RG307
3/8"(9mm)	RG403



### Spoons

1/2"(12mm)	RG351
------------	-------

